




Small Group Leader Guide



Week 1

Special Needs
The King and
the Kingdom

Question

How do you learn to live God's way?

Answer

Jesus is my teacher!

Bible Verse

John 13:13 NIRV "You call me 'Teacher' and 'Lord.' ...
That is what I am.

What To Do First

Review

1. **Introduce** yourself.
2. **Say the Question, Answer, and Verse** together.

Read

1. **Lay** Story Cards in order.
2. **Point** to the first card.
3. **Read** the caption.
4. **Ask** the **Review Question**.
5. **Do** the **Action** together.
6. **Repeat** steps 2-5 for Story Cards 2-5.

Remember

What Do You See?

1. **Hold up** Story Card 1.
2. **Ask**, "What do you see in this picture?" *Group answers.*
3. **Repeat** steps 1-2 for Story Cards 2-5.

Review Questions & Actions

Story Card	Question	Action
1	Who always taught people about God? <i>Jesus</i>	Point to your ears to show you listen to Jesus.

Story Card	Question	Action
2	Will God make sure you have what you need? <i>Yes</i>	Hold up one finger to show God is number one.

Story Card	Question	Action
3	What happened when the big storm came? <i>The house did not fall down.</i>	Use your fist as a hammer to pretend to build a house on a rock.

Story Card	Question	Action
4	Where did the man build the house? <i>On soft and shifting sand</i>	Fall to the ground like the house built on sand.

Story Card	Question	Action
5	When you obey Jesus, are you building on rock or sand? <i>Rock</i>	Give Jesus two thumbs up to show you can obey what He teaches.

How To Wrap Up

Talk

Jesus is the best teacher. Who else teaches you and takes care of you?

Pray

Ask kids what they want to talk to God about, and pray with them.


Adventure Book Begin at Check Out Time

1. If you need to help with check out, **combine** your Small Groups.
2. **Give** each kid an Adventure Book, six stickers, and some crayons.
3. **Help** kids do activities inside the book.
4. **Keep** kids busy coloring and talking during check out.
5. **Send** stickers home with kids who leave early.
6. When a kid leaves, **tell** the parents something positive about their kid.





Small Group Leader Guide



Week 2

Special Needs
The King and
the Kingdom

Question

How do you learn to live God's way?

Answer

Jesus is my teacher!

Bible Verse

John 13:13 NIRV "You call me 'Teacher' and 'Lord.' ...
That is what I am.

What To Do First

Review

1. **Introduce** yourself.
2. **Say** the **Question, Answer,** and **Verse** together.

Read

1. **Lay** Story Cards in order.
2. **Point** to the first card.
3. **Read** the caption.
4. **Ask** the **Review Question.**
5. **Do** the **Action** together.
6. **Repeat** steps 2-5 for Story Cards 2-5.

Remember

Mix It Up

1. **Shuffle** Story Cards.
2. **Place** Story Cards in the wrong order.
3. **Say**, "This story's mixed up! Let's put it in order."
4. Group **helps** put Story Cards in order.

Review Questions & Actions

Story Card	Question	Action
1	Where did Jesus teach about God? <i>Wherever He was</i>	Point to your ears to show you listen to Jesus.

Story Card	Question	Action
2	Who said we need to put God first? <i>Jesus</i>	Hold up one finger to show God is number one.

Story Card	Question	Action
3	Where did the man build the house? <i>On a rock</i>	Use your fist as a hammer to pretend to build a house on a rock.

Story Card	Question	Action
4	Was it a good idea for the man to build his house on the sand? <i>No</i>	Fall to the ground like the house built on sand.

Story Card	Question	Action
5	If you don't obey Jesus, are you building on rock or sand? <i>Sand</i>	Give Jesus two thumbs up to show you can obey what He teaches.

How To Wrap Up

Talk

The wise man built his house on a rock.
Where can you see rocks?

Pray

Ask kids what they want to talk to God about, and pray with them.


Adventure Book Begin at Check Out Time

1. If you need to help with check out, **combine** your Small Groups.
2. **Give** each kid an Adventure Book, six stickers, and some crayons.
3. **Help** kids do activities inside the book.
4. **Keep** kids busy coloring and talking during check out.
5. **Send** stickers home with kids who leave early.
6. When a kid leaves, **tell** the parents something positive about their kid.





Small Group Leader Guide



Week 3

Special Needs
The King and
the Kingdom

Question

How do you learn to live God's way?

Answer

Jesus is my teacher!

Bible Verse

John 13:13 NIRV "You call me 'Teacher' and 'Lord.' ...
That is what I am.

What To Do First

Review

1. **Introduce** yourself.
2. **Say** the **Question, Answer,** and **Verse** together.

Read

1. **Lay** Story Cards in order.
2. **Point** to the first card.
3. **Read** the caption.
4. **Ask** the **Review Question.**
5. **Do** the **Action** together.
6. **Repeat** steps 2-5 for Story Cards 2-5.

Remember Now What?

1. **Lay** down Story Card 1.
2. **Read** the caption.
3. **Ask**, "Now what's going to happen in the next picture?" *Group answers.*
4. **Repeat** steps 1-3 for Story Cards 2-5.

Review Questions & Actions

Story Card 1

Question

Who did Jesus always teach people about? *God*

Action

Point to your ears to show you listen to Jesus.

Story Card 2

Question

What did Jesus say about God? *See Story Card 2.*

Action

Hold up one finger to show God is number one.

Story Card 3

Question

Who told the story about the house? *Jesus*

Action

Use your fist as a hammer to pretend to build a house on a rock.

Story Card 4

Question

What happened when the big storm came? *The house fell down with a crash!*

Action

Fall to the ground like the house built on sand.

Story Card 5

Question

Finish the sentence: The things Jesus teaches are like the ... *rock.*

Action

Give Jesus two thumbs up to show you can obey what He teaches.

How To Wrap Up

Talk

We obey Jesus to be strong like a rock!
What can you do to obey Jesus?

Pray

Ask kids what they want to talk to God about, and pray with them.


Adventure Book Begin at Check Out Time

1. If you need to help with check out, **combine** your Small Groups.
2. **Give** each kid an Adventure Book, six stickers, and some crayons.
3. **Help** kids do activities inside the book.
4. **Keep** kids busy coloring and talking during check out.
5. **Send** stickers home with kids who leave early.
6. When a kid leaves, **tell** the parents something positive about their kid.





Small Group Leader Guide



Week 4

Special Needs
The King and
the Kingdom

Question

How do you learn to live God's way?

Answer

Jesus is my teacher!

Bible Verse

John 13:13 NIRV "You call me 'Teacher' and 'Lord.' ...
That is what I am.

What To Do First

Review

1. **Introduce** yourself.
2. **Say the Question, Answer, and Verse** together.

Read

1. **Lay** Story Cards in order.
2. **Point** to the first card.
3. **Read** the caption.
4. **Ask** the **Review Question**.
5. **Do** the **Action** together.
6. **Repeat** steps 2-5 for Story Cards 2-5.

Remember

What's Missing?

1. **Lay** out four Story Cards.
2. **Ask**, "Which picture is missing?" *Group answers.*
3. **Lay** Story Card in place.
4. **Repeat** steps 1-3, but **leave out** different card.

Review Questions & Actions

Story Card 1

Question

Did Jesus teach people wherever He was? *Yes*

Action

Point to your ears to show you listen to Jesus.

Story Card 2

Question

Who can we obey, trust, and put first in our life? *God*

Action

Hold up one finger to show God is number one.

Story Card 3

Question

Why didn't the house fall down? *It was built on a strong rock.*

Action

Use your fist as a hammer to pretend to build a house on a rock.

Story Card 4

Question

Why did the house fall down? *It was built on soft and shifting sand.*

Action

Fall to the ground like the house built on sand.

Story Card 5

Question

Who teaches us things that are like a strong rock? *Jesus*

Action

Give Jesus two thumbs up to show you can obey what He teaches.

How To Wrap Up

Talk

Jesus is way stronger than a rock. What else is Jesus stronger than?

Pray

Ask kids what they want to talk to God about, and pray with them.

Adventure Book

Begin at Check Out Time

1. If you need to help with check out, **combine** your Small Groups.
2. **Give** each kid an Adventure Book, six stickers, and some crayons.
3. **Help** kids do activities inside the book.
4. **Keep** kids busy coloring and talking during check out.
5. **Send** stickers home with kids who leave early.
6. When a kid leaves, **tell** the parents something positive about their kid.

