

You have new neighbors and they need help moving in. What do you do to follow Jesus?

Your little cousin spilled yogurt on your new school backpack. What do you do to follow Jesus?

Your mom is very tired and the house is very messy. What do you do to follow Jesus?

Your teacher keeps everyone in for recess as a punishment. What do you do to follow Jesus?

You find money on the ground. What do you do to follow Jesus?

Your friend forgets her lunch on the same day your mom packs your favorite sandwich. What do you do to follow Jesus?

Your parents promise a trip to the park but it starts thundering outside. What do you do to follow Jesus?

Your aunt is visiting and there's nowhere for her to sleep, except possibly your room. What do you do to follow Jesus?


Your dad asks if you have any homework (but doesn't look in your backpack or at your assignment book) on the most beautiful day of the year when you really want to play outside. What do you do to follow Jesus?

You want to watch MegaSharkMania 4000 but your big sister wants to watch Celebrity Algebra Competition. What do you do to follow Jesus?

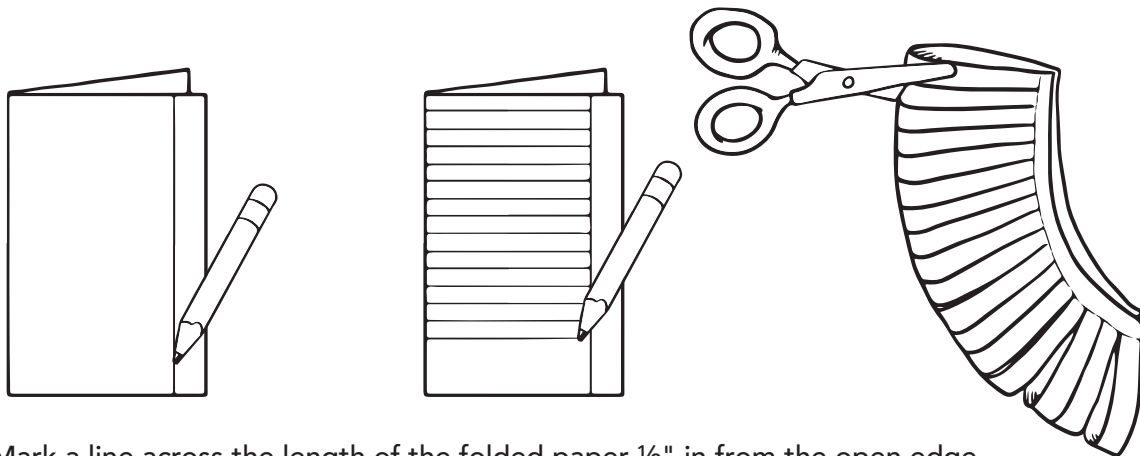
What to Do:

Make one copy for each small group.

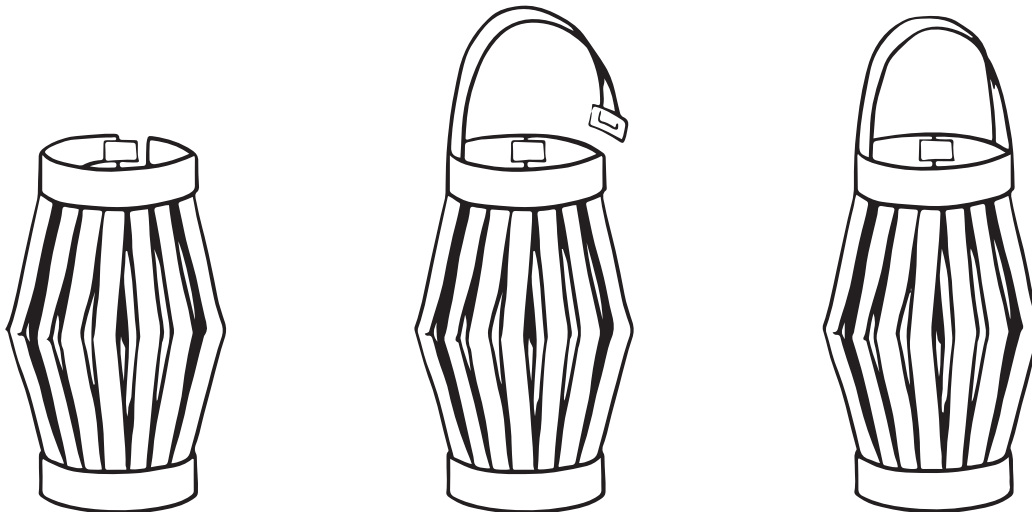
HOW TO MAKE CHINESE PAPER LANTERNS



Cut off a strip from a piece of paper $\frac{1}{2}$ " wide from one end that measures the width of the paper— $8\frac{1}{2}$ " or 9". Fold the sheet of paper in half lengthwise.



Mark a line across the length of the folded paper $\frac{1}{2}$ " in from the open edge. Make marks every $\frac{1}{2}$ " along this line, then draw lines at each mark straight to the folded edge—marking $\frac{1}{2}$ " wide strips. Cut on these lines from the folded edge to the original marked line. Cut through both layers of paper. Open the paper flat.



Bring the edges together in a cylindrical shape with the cut strips running vertically. Be sure that the fold is on the outside of the lantern. Tape the edges together at the top, middle, and bottom. You may use staples instead of tape. Attach the handle (the strip cut in Step 1) to one end of the lantern with tape or staples.

Warning: This lantern is not meant to be used around fire or hot surfaces like light bulbs.

What to Do:

Copy on white paper. Make one for each small group.

Lamp for the way

January 2017, Week 3, Compact K-5
©2016 The reThink Group, Inc. All rights reserved.